

WELCOME!

Empower Parents in a Digital World

January 20 & 21, 2016

Naperville 2013
Community Unit School District 

Empowering Parents in a Digital World

Presenters:

Jennifer Hester, PhD

Chief Academic Officer

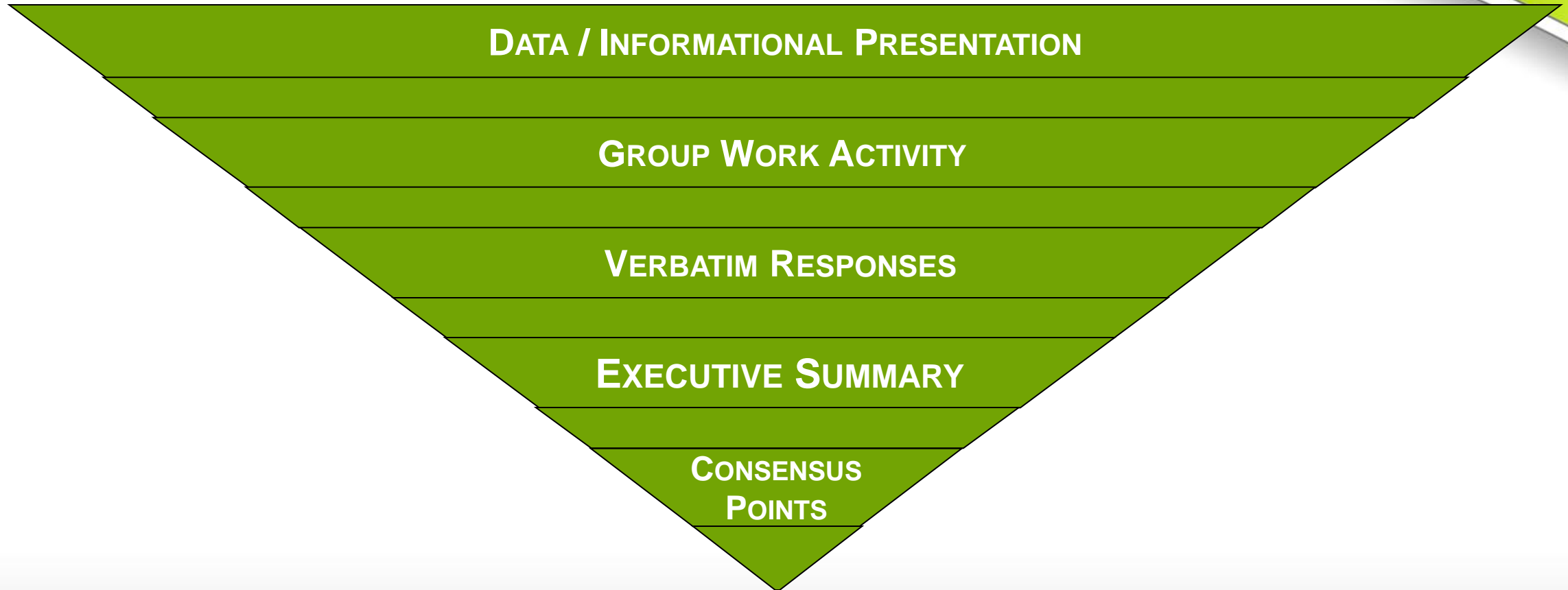
Devorah Heitner, PhD

Founder and Director,
Raising Digital Natives

Typical Session Schedule

- Welcome
- Informational Presentation
- Instructions for Small Group Work Activity
- Small Group Work (Dialogue/Decisions)
- Small Group Reporting to Large Group
- Closing

Session Documentation



Website/Social Media

WEBSITE:

www.naperville203.org

Mobile App:



SOCIAL MEDIA:



facebook

Questions/Comments

- Fill out “Question/Comment” form
- Call: 630.420.6475
- Email: Focus203@naperville203.org
- Ask questions during Small Group time



**NAPERVILLE SCHOOL DISTRICT 203
COMMUNITY ENGAGEMENT PROGRAM**

I would like to be contacted by a *Focus 203* community engagement representative who can respond to this question/comment:

Your question or comment may be directly related to the community engagement project or any other matter regarding District 203.

Name: _____

Address: _____

Phone: _____

E-Mail: _____

NAPERVILLE COMMUNITY UNIT SCHOOL DISTRICT 203
203 W. Hillside Road • Naperville, IL 60540
Phone: 630.420.6475
Email: Focus203@naperville203.org
Website: www.naperville203.org

Positive Approaches to Digital Citizenship

January 2016



Dr. Devorah Heitner:

Devorah Heitner, PhD, is the founder and director of Raising Digital Natives, a resource for parents and schools seeking advice on how to help children thrive in a world of digital connectedness.

-  [@DevorahHeitner](https://twitter.com/DevorahHeitner)
-  [RaisingDigitalNatives](https://www.facebook.com/RaisingDigitalNatives)
-  [RaisingDigitalNatives.com](https://www.RaisingDigitalNatives.com)

Misconception

“I just don’t get this.”



Truth

**“You don’t have to
know everything.”**

A young boy wearing a blue baseball cap and an orange shirt is looking down. The background is a blurred outdoor setting, possibly a sports field. The image is overlaid with a blue banner at the top left and a green speech bubble on the right side.

Misconception

“I know it all.”



Truth

“I need your guidance”



MENTORS

Digital Citizenship.

Let's be mentors.

It's up to us.



Digital Safety
Digital Civility
Digital Footprint
Digital Focus/Time Management

Safety



Mentors

Want to teach
kids to do
the right thing



Mentors



Use the 2 eyes
2 feet app

Civility (and kindness and empathy)



WHAT DOES A BLOG COMMENT LOOK &
SOUND LIKE? ←

"Nice words, positive, encouraging feedback"—Nora

"Start a conversation, ask questions"—Rebecca

"Sounds like people learning!"—Josh

"Treat people like you would face-to-face"—Dylan

"Make friends on blogs!"—Lina

"Say more & do your best."—Julie

For Example: Set Their Own Comment Policy



For Example: Do it over

Find productive ways to deal with failure



Reframe “digital footprint”



Social Media



WAYS TO SHARE OUR LEARNING

- create a podcast
- write a teaching book
- paint a mural
- make a keynote
- sculpt a model

Upsides of being identified with your content

Digital Focus/Time Management



A close-up photograph of a person's hands holding an open book. The person is wearing a light-colored, patterned shirt. The book is open to a page with text. A blue banner is overlaid on the top left, and a green callout box is overlaid on the right side of the book. The background is blurred, showing a wooden surface and a white object.

Mentors

Are conscious of
their own habits

Find clarity through boundaries




Photo by Benson Kua

The Connected Student

By Jennifer Casa-Todd

CONNECTED STUDENTS...

Are more inclined to voice their opinions because they believe that their voices matter



Are more engaged in school



Practice online collaboration and communication skills for audiences beyond their teacher



Know that there are many people who can help them solve a problem & many different ways to do so



Understand how technology can connect them to experts and authors and have the confidence to reach out to them



©sylvia duckworth

Gain an understanding of other cultures & perspectives by building relationships and friendships with people from outside their communities



Utilize social media to create positive digital footprints



Recognize the power of social media to make a difference, change the status quo



bit.ly/jennconnected

SMALL GROUP WORK ACTIVITIES

Small Group Work Activity

Select a Recorder and Facilitator

Recorder Responsibilities –

- Complete the information on the group's worksheet (PINK)

Facilitator Responsibilities—

- Facilitate Discussion
- Keep Group Focused/On Task
- Report Group's Information

Small Group Activity

- Recorded information should reflect consensus/general agreement of group members
- Monitor progress to complete the tasks in allotted time
- Only group recorder's worksheet will be collected

Work Activity Questions:

TASK #1

Hopes/Concerns

ACTIVITY #1:

GREATEST HOPES/CONCERNS

Based on the information provided in the presentations, what are the five (5) greatest hopes and concerns for your group?

Table #	HOPES	CONCERNS
1	1. 2. 3. 4. 5.	1. 2. 3. 4. 5.
2	1. 2. 3.	1. 2. 3.

Work Activity Questions

TASK #2

Keynote Reflection

Focus203@naperville203.org

Safety

What should we be teaching elementary, middle, and high school students about their safety in a connected world?

What do parents need to know about social media and privacy to help kids stay safe?

Civility

What do kids need to know about civility and kindness in a connected world?

What conditions or circumstances undermine civility and kindness?

What do kids need to know about the importance of a positive digital footprint?

What should we be teaching elementary, middle, and high school students about reputation in a connected world?

What helps students stay focused and productive?

How can students learn to choose the best ways to spend their time on and off devices?

What are the best ways to support focus for elementary, middle school and high school students?

Work Activity Questions

Task #2

Keynote Reflection

Focus203@naperville203.org

Work Activity Questions

Task #3 Action Plan

ACTIVITY #3:

ACTION PLAN

Now that we have been through the presentation and brainstorm activities, what are steps that you can take now to support our children learning in a digital world? Each individual should record one example of what you plan to do based on your learning today.

Table #	Steps to support student learning in a digital world:
1	<ol style="list-style-type: none"> 1. 2. 3. 4. 5.
2	<ol style="list-style-type: none"> 1. 2. 3.

SMALL GROUP WORK ACTIVITY REPORTING




Raising Digital Natives.com



THANK YOU

Dr. Heitner serves as a professional development resource for schools wishing to cultivate a culture of responsible digital citizenship. Dr. Heitner has a Ph.D. in Media/Technology and Society from Northwestern University and has taught at DePaul University, Street Level Youth Media, and Northwestern University. She is delighted to be raising her own digital native, too.



**FOR MORE INFORMATION ABOUT
THE DIGITAL LEARNING INITIATIVE, PLEASE VISIT THE
DISTRICT WEBPAGE:**



Digital
Learning
Initiative